

Data Structures in R: Data Frames part 1

Stat 133 with Gaston Sanchez

Creative Commons Attribution Share-Alike 4.0 International CC BY-SA

Lists reminder

single data type

multiple data types

Vector

List

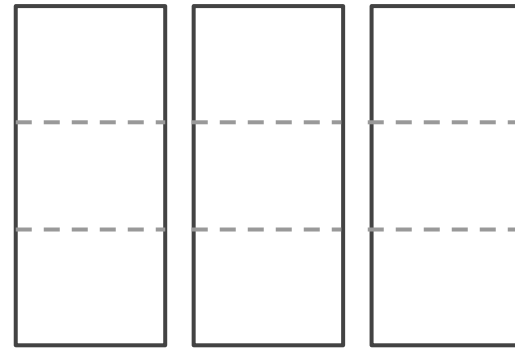
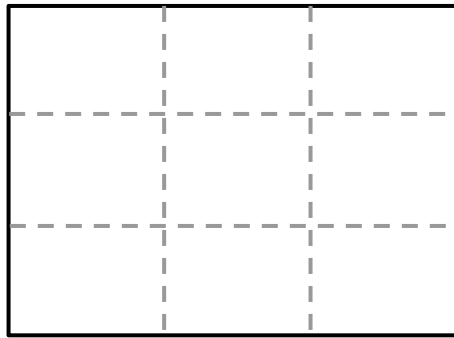
1D



Matrix

Data Frame

2D

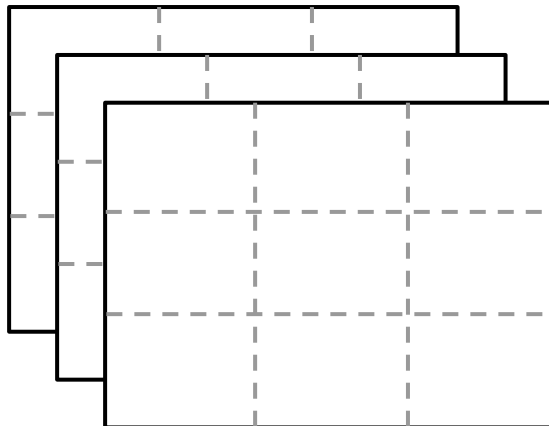


dimensions

Array

non-atomic
structures

nD



R lists

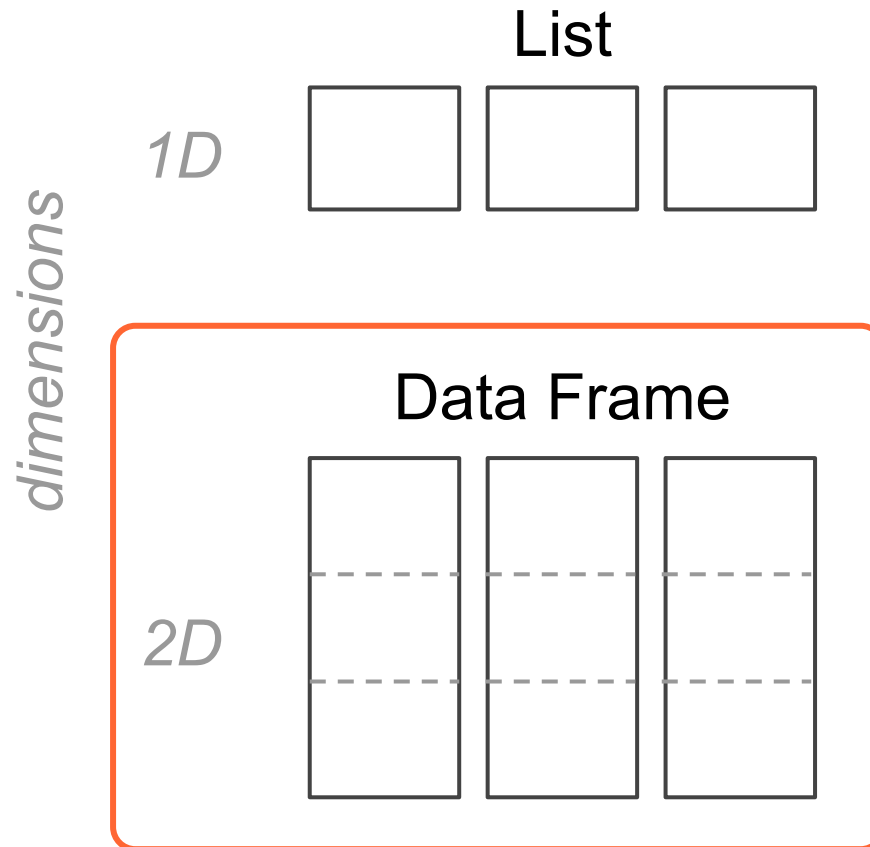
A list is the most general data structure in R

Lists can contain any other type of data structure

Lists can even contain other lists

Data Frames

multiple data types



R data frames

A **data.frame** is the primary data structure that R provides for handling tabular data sets

Creating a data frame

```
# data frame

df <- data.frame(
  name = c('Anakin', 'Padme', 'Luke', 'Leia'),
  gender = c('male', 'female', 'male', 'female'),
  height = c(1.88, 1.65, 1.72, 1.50),
  weight = c(84, 45, 77, 49)
)
```


R data frames

R data frames are special kinds of lists

Stored in R as a list of vectors (or factors)

Columns are typically atomic structures

But since a data frame is a list, you can mix different types of columns

Data frames are NOT
matrices but they behave
a lot like matrices

Functions for Data Frames

There's a bunch of functions to inspect a `data.frame` object

Function	Description
<code>str()</code>	Structure
<code>head()</code>	First rows
<code>tail()</code>	Last rows
<code>summary()</code>	Descriptive statistics
<code>dim()</code>	Dimensions (# rows, # columns)
<code>nrow()</code>	Number of rows
<code>ncol()</code>	Number of columns
<code>names()</code>	Column names
<code>colnames()</code>	Column names
<code>rownames()</code>	Row names
<code>dimnames()</code>	List with row and column names

Functions to inspect a data frame

```
# display structure  
str(airquality)
```

```
# display structure but showing  
# few elements  
str(airquality, vec.len = 1)
```

Functions to inspect a data frame

```
# first n rows
```

```
head(airquality, n = 5)
```

```
# last n rows
```

```
tail(airquality, n = 5)
```

Functions to inspect a data frame

column summaries

summary(airquality)

memory size

object.size(airquality)

attributes

attributes(airquality)

Functions to inspect a data frame

data frame dimensions

dim(airquality)

number of rows

nrow(airquality)

number of columns

ncol(airquality)

Functions to inspect a data frame

row names

rownames (airquality)

column names

colnames (airquality)

column names

names (airquality)

Functions to inspect a data frame

```
# object class ('data.frame')  
class(airquality)
```

```
# check if object is data.frame  
is.data.frame(airquality)
```


```
# data.frame is also a list  
is.list(airquality)
```

Basic manipulation of Data Frames

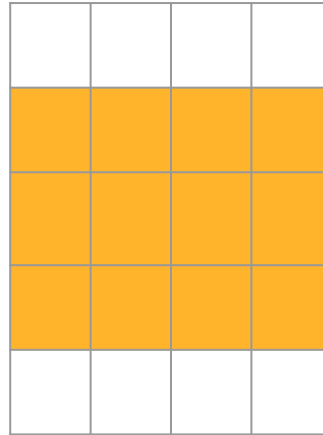
Working with data frames

There are many ways in which the elements of a `data.frame` can be accessed (i.e. retrieved, selected)

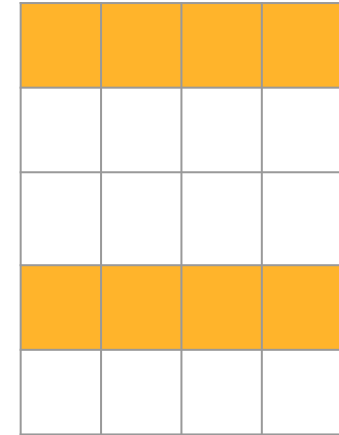
Accessing Rows



one single
row




consecutive
rows

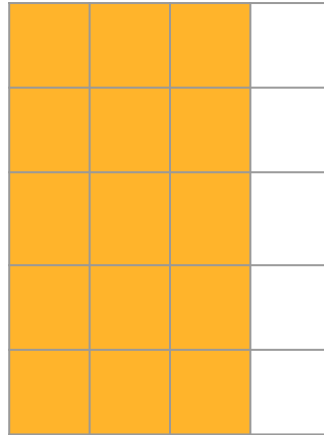


separate
rows

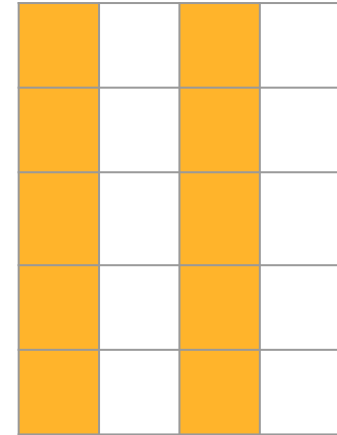
Accessing Columns



one single
column




consecutive
columns

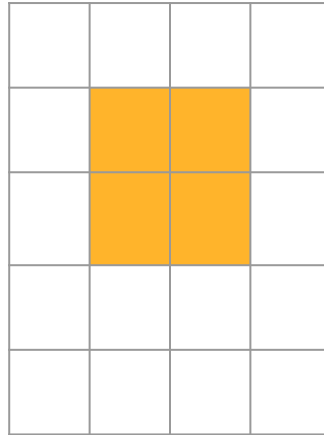


separate
columns

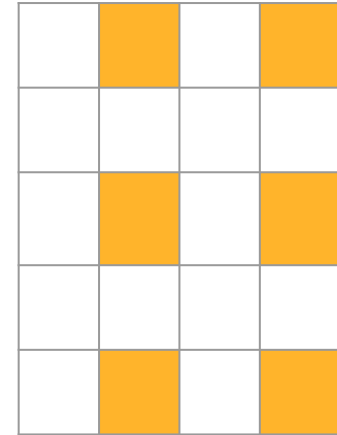
Accessing Cells



one single
cell



consecutive
cells




separate
cells

Data frame `airquality` (first 10 rows)

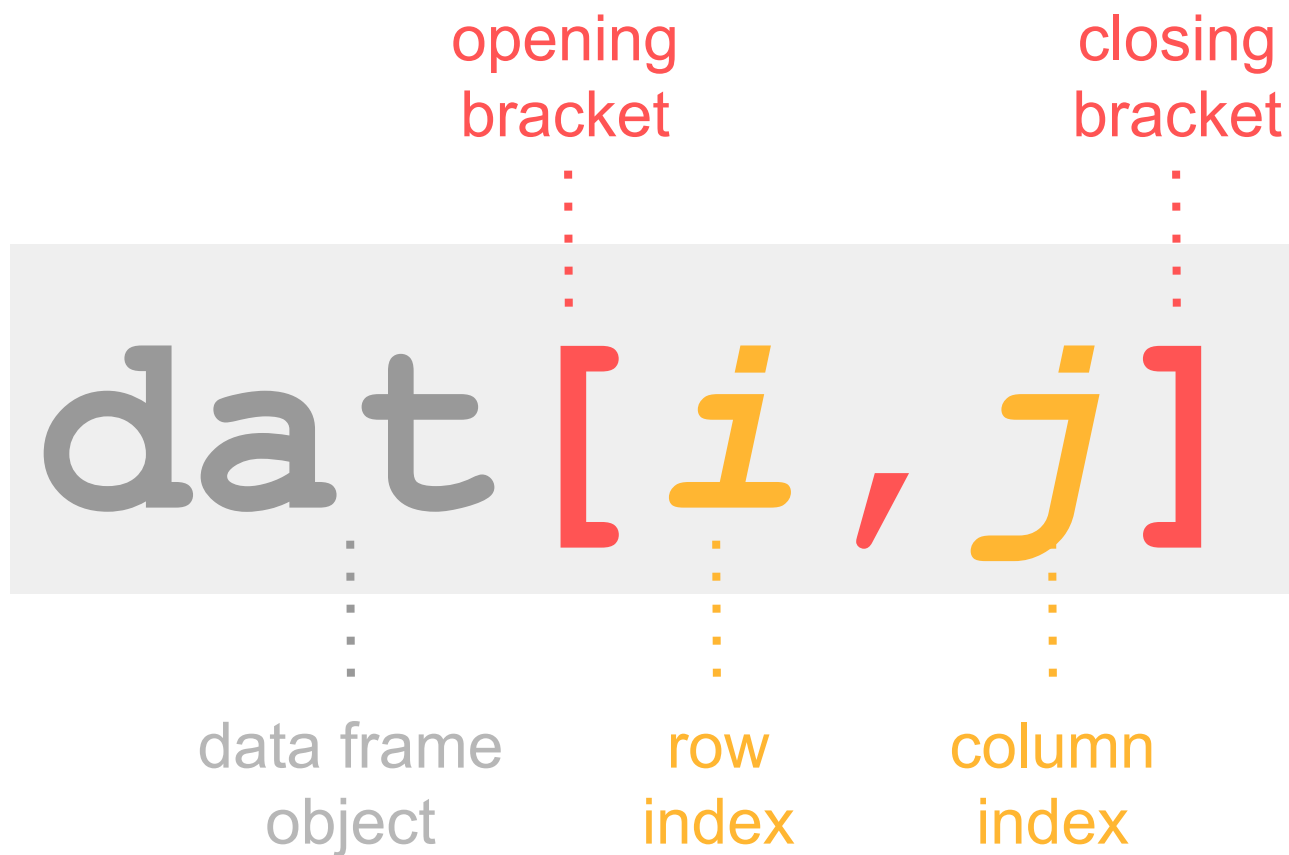
	Ozone	Solar.R	Wind	Temp	Month	Day
1	41	190	7.4	67	5	1
2	36	118	8.0	72	5	2
3	12	149	12.6	74	5	3
4	18	313	11.5	62	5	4
5	NA	NA	14.3	56	5	5
6	28	NA	14.9	66	5	6
7	23	299	8.6	65	5	7
8	19	99	13.8	59	5	8
9	8	19	20.1	61	5	9
10	NA	194	8.6	69	5	10

Retrieving elements via Index Values

Numeric Indices in a data frame




Bracket Notation



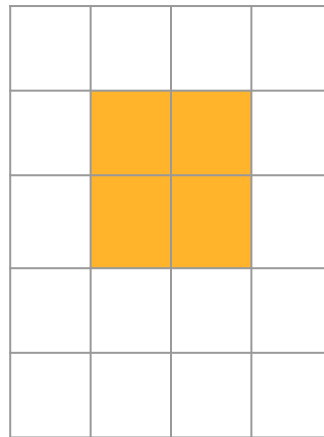
Retrieving Cells

`dat [2, 2]`



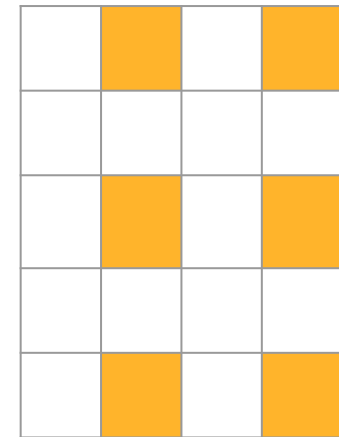
one single
cell

`dat [2:3, 2:3]`



consecutive
cells

`dat [c(1, 3, 5),
c(2, 4)]`



separated
cells

Retrieving Cells

```
# first cell 1,1
```

```
airquality[1,1]
```

```
# cell 9,6
```

```
airquality[9,6]
```

```
# last cell
```

```
airquality[153,6]
```

Retrieving Cells

various adjacent cells

airquality[1:5,4:6]

various adjacent cells

(permuted order)

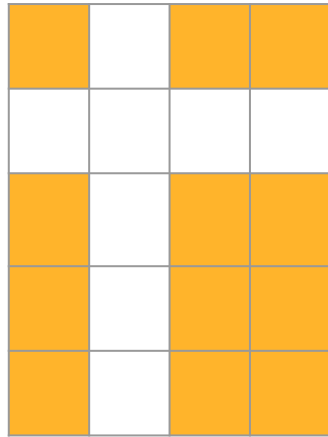
airquality[5:1,6:4]

non-adjacent cells

airquality[c(1,50,100),c(3,5)]

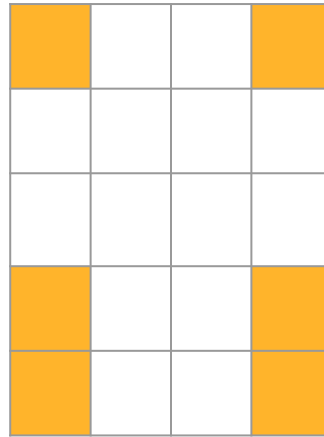
Retrieving Cells (excluding indices)

`dat [-2, -2]`



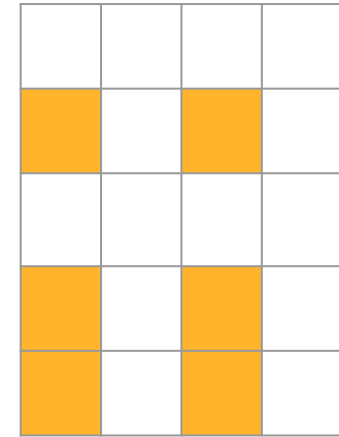
one single
cell

`dat [-(2:3),
-(2:3)]`



consecutive
cells

`dat [-c(1,3),
-c(2,4)]`



separated
cells

Retrieving Cells (excluding indices)

various adjacent cells


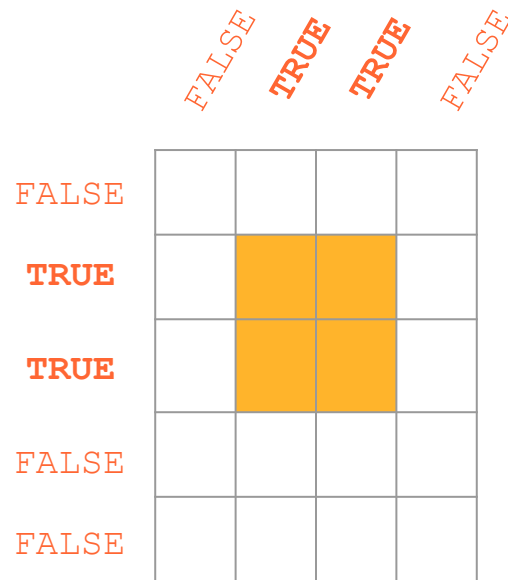

```
airquality[-(1:5), -(4:6)]
```

non-adjacent cells

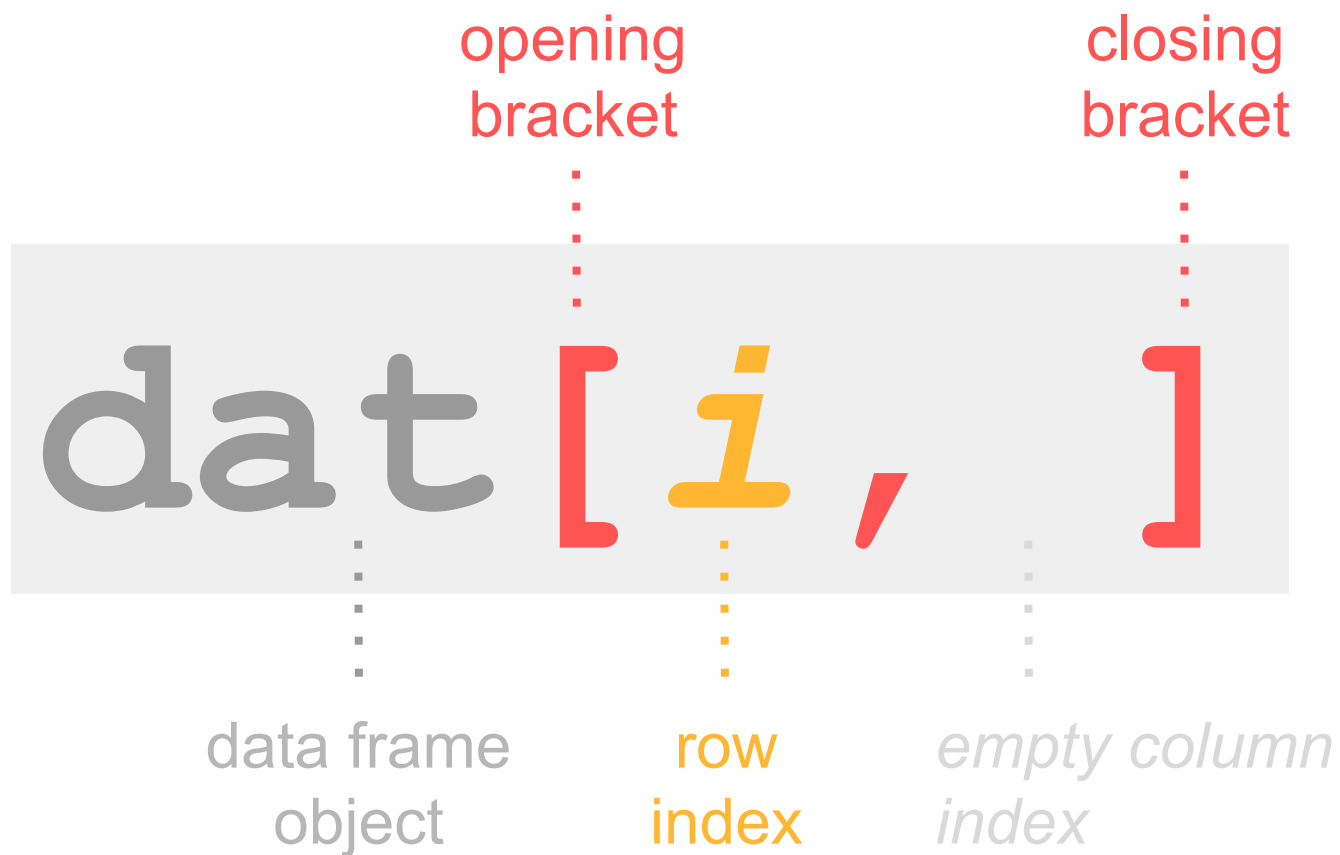
```
airquality[-c(1, 50, 100), -c(3, 5)]
```

Accessing Cells via Logical Subscripts

```
dat [ilog, jlog]
```



Bracket Notation: retrieving rows



Retrieving Rows

`dat[1,]`

one single
row

`dat[2:4,]`

consecutive
rows

`dat[c(2,5),]`

separate
rows

Retrieving Rows (excluding indices)

`dat[-1,]`

one single
row

`dat[-(2:4),]`

consecutive
rows

`dat[-c(2,5),]`

separate
rows

Retrieving Rows

```
# first row
```

```
airquality[1, ]
```

```
# rows from 3 to 7
```

```
airquality[3:7, ]
```

```
# rows 1, 3, 5, 7
```

```
airquality[c(1,3,5,7), ]
```

Retrieving Rows (excluding indices)

all rows except first one

```
airquality[-1, ]
```

rows except from 3 to 7

```
airquality[-(3:7), ]
```

all rows but 1, 3, 5, 7

```
airquality[-c(1,3,5,7), ]
```

Accessing Rows via Logical Subscripts

`dat[logical,]`

TRUE				
FALSE				
FALSE				
FALSE				
FALSE				

FALSE				
TRUE				
TRUE				
TRUE				
FALSE				

TRUE				
FALSE				
FALSE				
TRUE				
FALSE				

Retrieving Rows (logical indexing)

records with Month 5

```
airquality[airquality$Month==5, ]
```

records of 1st day of month

```
airquality[airquality$Day==1, ]
```

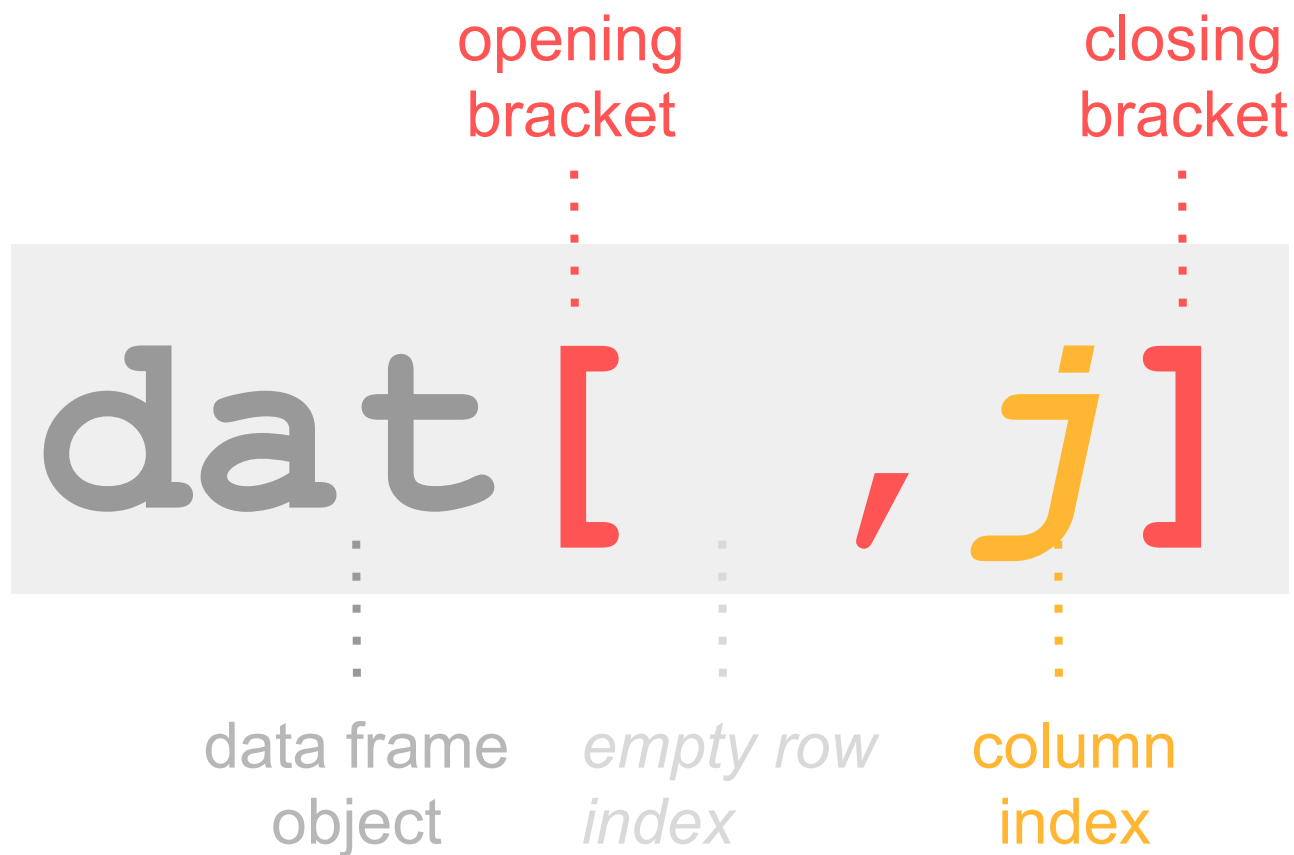
Retrieving Rows (logical indexing)

```
# vector matching odd numbers  
odds = rep(c(TRUE, FALSE),  
  length = nrow(airquality))
```

```
# odd rows  
airquality[odds, ]
```

```
# even rows (logical negation)  
airquality[!odds, ]
```

Bracket Notation: retrieving columns



Retrieving Columns

`dat[, 3]`

one single
column

`dat[, 1:3]`

consecutive
columns

`dat[, c(1, 3)]`

separate
columns

Retrieving Columns

first column

airquality[,1]

columns from 1 to 3

airquality[,1:3]

columns 2, 4, 6

airquality[,c(2,4,6)]

Retrieving Columns (excluding indices)

`dat[, -3]`

Orange	Orange	White	Orange
Orange	Orange	White	Orange
Orange	Orange	White	Orange
Orange	Orange	White	Orange
Orange	Orange	White	Orange

one single
column

`dat[, -(1:3)]`

White	White	White	Orange
White	White	White	Orange
White	White	White	Orange
White	White	White	Orange
White	White	White	Orange

consecutive
columns

`dat[, -c(1,3)]`

White	Orange	White	Orange
White	Orange	White	Orange
White	Orange	White	Orange
White	Orange	White	Orange
White	Orange	White	Orange

separate
columns

Retrieving Columns (excluding indices)

```
# excluding first column
```

```
airquality[ , -1]
```

```
# columns except 1 to 3
```

```
airquality[ , -(1:3)]
```

```
# all columns but 2, 4, 6
```

```
airquality[ , -c(2,4,6)]
```

Accessing Columns via Logical Subscripts

```
dat[, logical]
```

FALSE *FALSE* ***TRUE*** *FALSE*

TRUE ***TRUE*** ***TRUE*** *FALSE*

TRUE *FALSE* ***TRUE*** *FALSE*

Retrieving Columns (logical indexing)

```
# look for these names
```

```
these = c('Day', 'Wind', 'Rain',  
          'Temp', 'XY', 'Snow')
```

```
# query logical selection
```

```
Q = names(airquality) %in% these
```

```
# selecting corresponding columns
```

```
airquality[,Q]
```

Retrieving Columns (logical indexing)

```
# logical vector  
cols3 = c(rep(TRUE, 3),  
          rep(FALSE, 3))
```

```
# first 3 columns  
airquality[, cols3]
```

```
# last 3 columns (logical neg)  
airquality[, !cols3]
```

More options to access columns

Bracket Notation: retrieving columns via names

opening
bracket

closing
bracket

`dat`

`[`

`,`

`name`

`]`

data frame
object

*empty row
index*

column
name(s)

Retrieving Columns (using names)

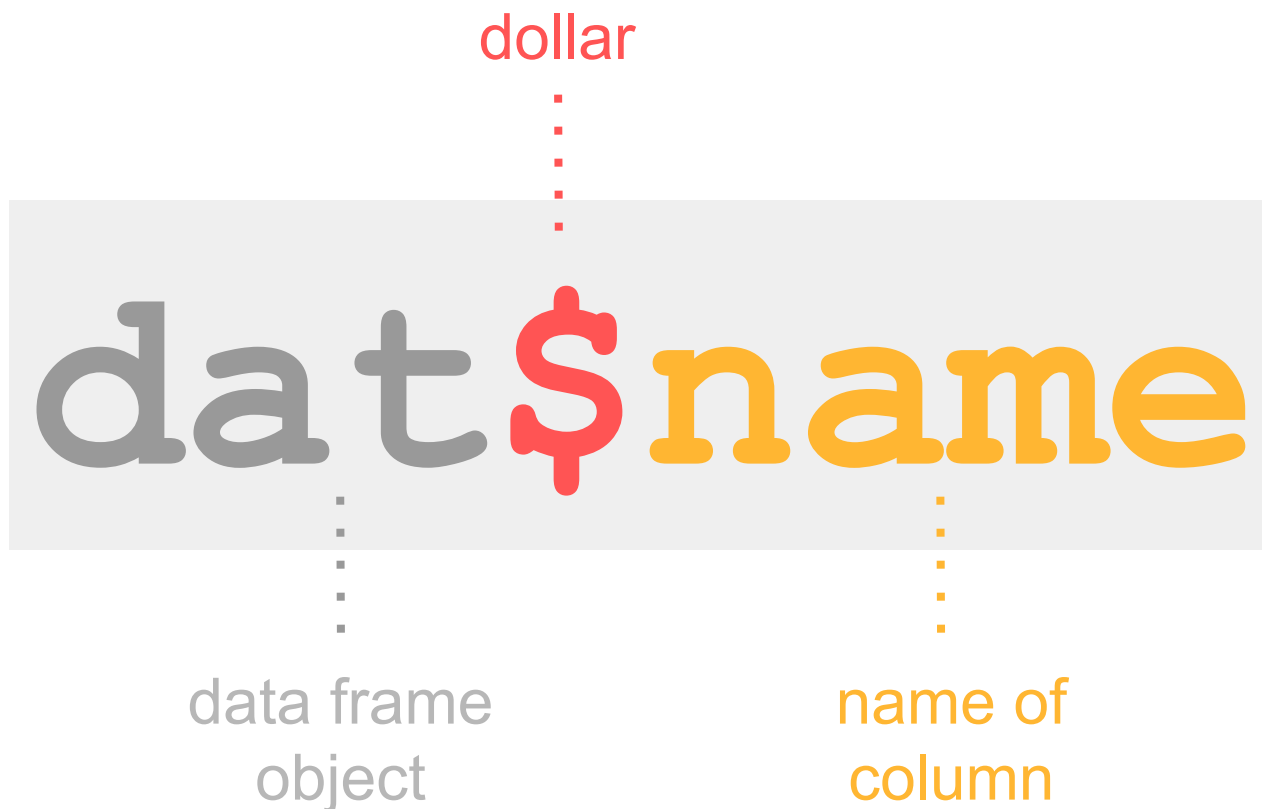
```
# column Ozone
```

```
airquality[ , "Ozone"]
```

```
# columns Wind and Temp
```

```
airquality[ , c("Wind", "Temp")]
```

Dollar Notation: retrieving columns via names



Accessing One Column

```
# column Ozone
```

```
airquality$Ozone
```

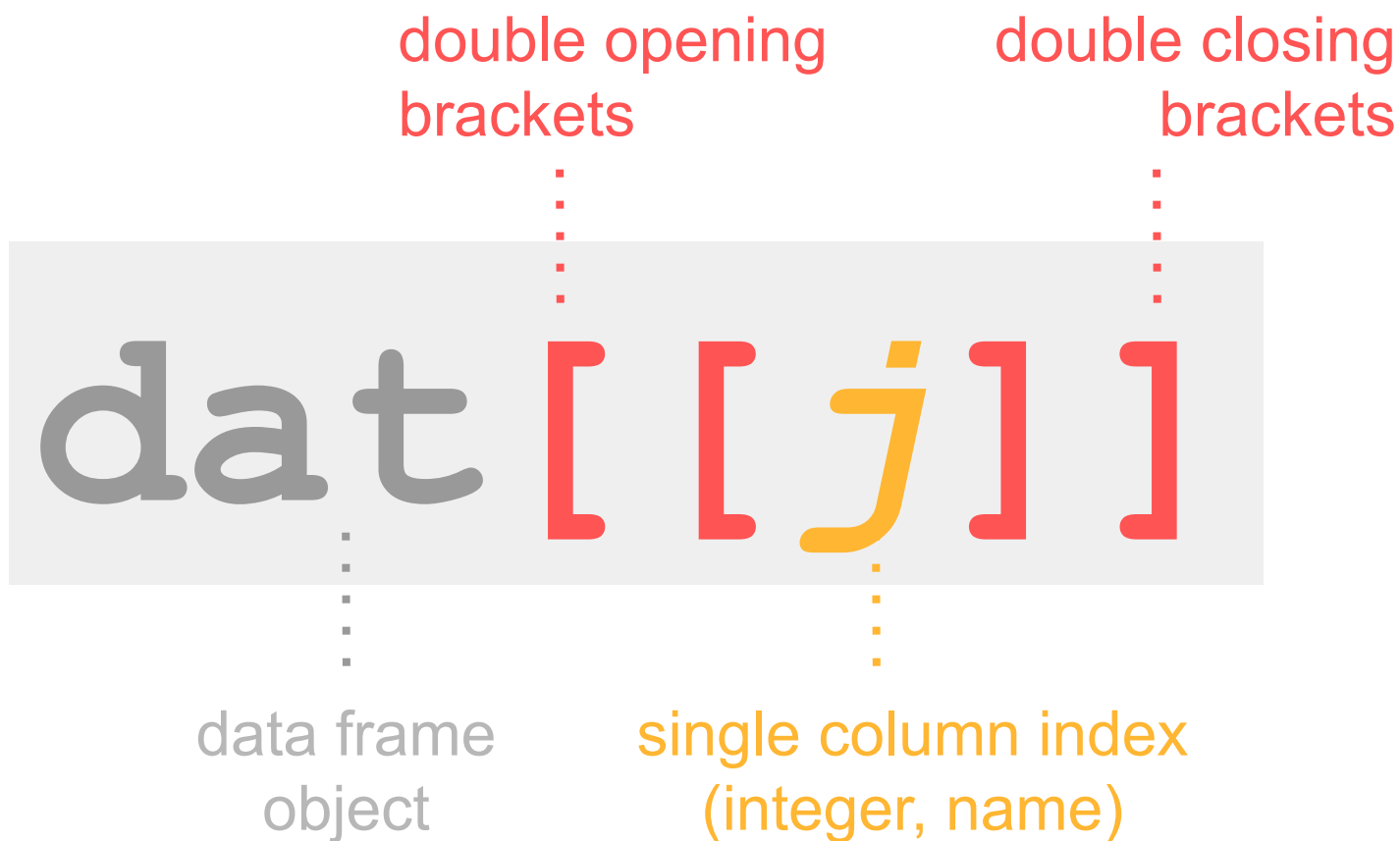
```
# equivalently
```

```
airquality$"Ozone"
```

```
# equivalently
```

```
airquality$"Ozone"
```

Selecting columns with double brackets



Accessing One Column

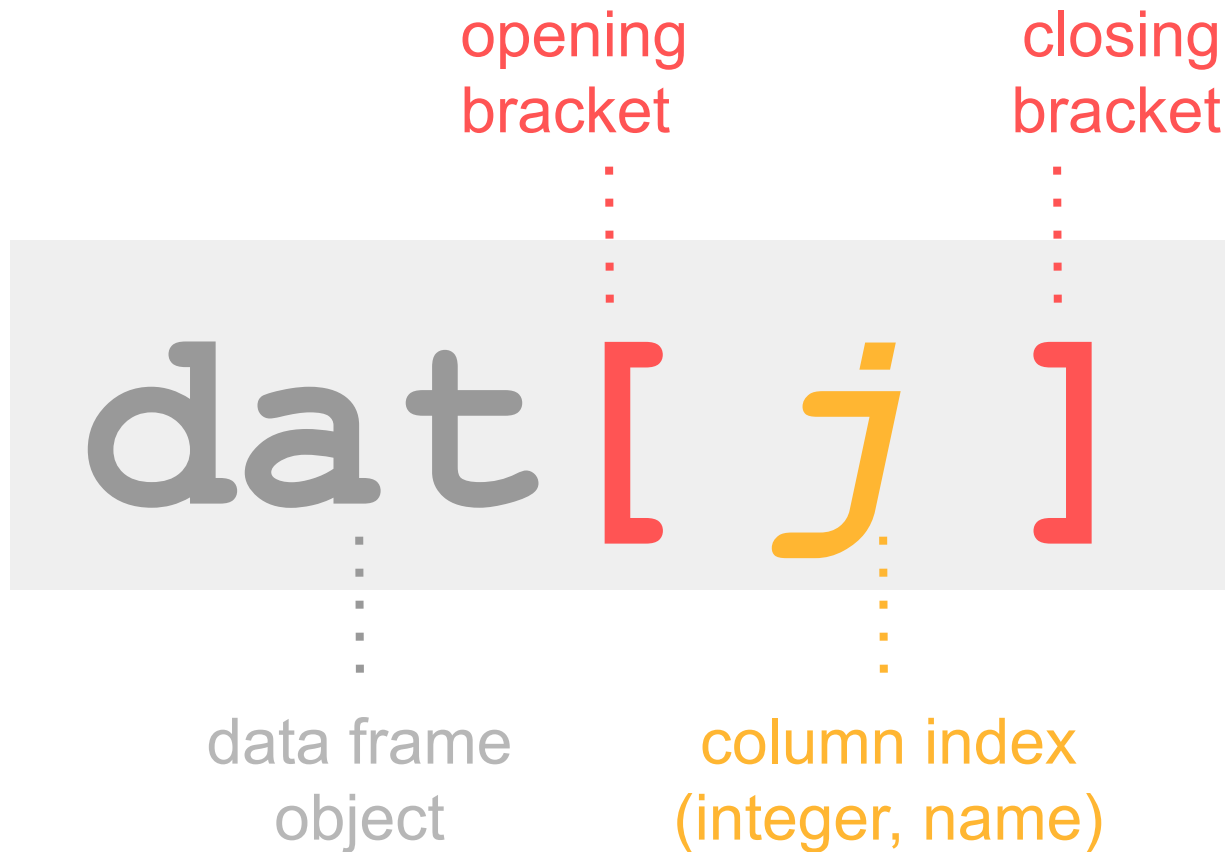
```
# first column
```

```
airquality[[1]]
```

```
# column Wind
```

```
airquality[["Wind"]]
```

Selecting columns with vector notation



Accessing Columns with vector notation

```
# first column
```

```
airquality[1]
```

```
# columns from 1 to 3
```

```
airquality[1:3]
```

```
# columns 2, 4, 6
```

```
airquality[c(2,4,6)]
```

Be careful when using this type of syntax since it may create confusion for other users reading your code

Accessing Columns with `list` syntax

```
# column Ozone
```

```
airquality["Ozone"]
```

```
# columns Ozone and Wind
```

```
airquality[c("Ozone", "Wind")]
```

Be careful when using this type of syntax since it may create confusion for other users reading your code

Argument `drop` when selecting one column

`dat [i , j , drop = TRUE
FALSE]`

`drop`

TRUE (default) returns result into a vector

FALSE keeps values as a column

Use **drop** to keep result as a column

```
# first column
```

```
airquality[ ,1,drop=FALSE]
```

```
# column Ozone
```

```
airquality[ ,"Ozone",drop=FALSE]
```